

On the next page you will see a link to the Drop Box. Click on "Upload your photos to our You Send It dropbox".

You can also download these instructions in PDF form from the "Upload instructions (PDF)" link, and a copy of our file requirements in PDF form.

- » [Upload your photos to our YouSendIt dropbox](#)
- » [Upload instructions \(PDF \)](#)
- » [File Requirements \(PDF \)](#)

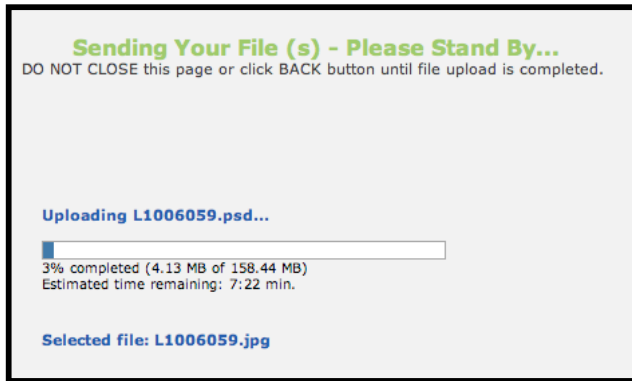
You will be directed to our Dropbox at YouSendIt.com.

Just enter your email address and use the "Browse" button to find and add your images (2 GB limit per image). Click "Add another file" to include multiple images.

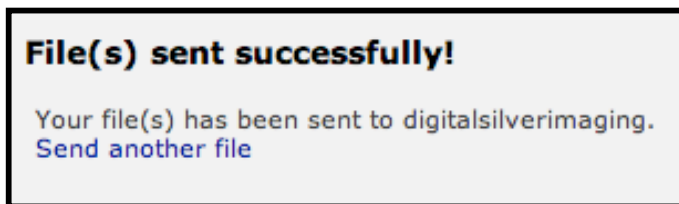
Please add your name in the "Subject" box and add the details of your print sizes and quantities in the "Enter Messages" box.

Include your telephone number so we can call you if we have any questions.

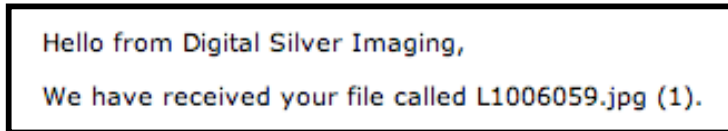
When you have attached all your images and entered the sizes and quantities needed, click the "SEND IT" button.



The status of your upload is displayed, with an approximate time remaining. Don't close the page or click BACK until the upload is completed. Large images and multiple images will increase the time needed for uploading. Your network speed will also have an effect.



You will see a message confirming the upload. You'll have a chance here to upload more images if needed.



You'll also receive an email from delivery@yousendit.com confirming the files have been loaded.

If you have any questions or comments or issues with your order before, during or after sending us the files, please give us a call at **617-489-0035** or email us at info@digitalsilverimaging.com. We will get back to you as soon as we can and help out however we're able!